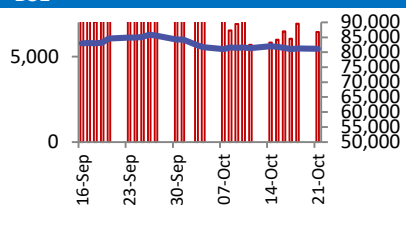
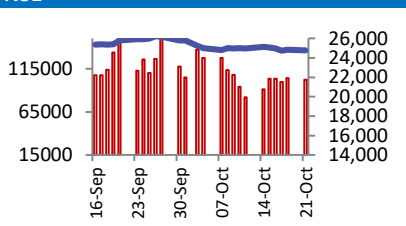


BSE		NSE																													
	<table border="1"> <tr><td>Open</td><td>81770</td></tr> <tr><td>High</td><td>81770</td></tr> <tr><td>Low</td><td>80811</td></tr> <tr><td>Close</td><td>81151</td></tr> <tr><td>Change</td><td>-73</td></tr> <tr><td>Volume (Lacs)</td><td>6877</td></tr> <tr><td>Turnover (Rs.inCr)</td><td>6441</td></tr> </table>	Open	81770	High	81770	Low	80811	Close	81151	Change	-73	Volume (Lacs)	6877	Turnover (Rs.inCr)	6441		<table border="1"> <tr><td>Open</td><td>24956</td></tr> <tr><td>High</td><td>24978</td></tr> <tr><td>Low</td><td>24680</td></tr> <tr><td>Close</td><td>24781</td></tr> <tr><td>Change</td><td>-73</td></tr> <tr><td>Volume(Lacs)</td><td>31095</td></tr> <tr><td>Turnover(Rs.in Cr)</td><td>102476</td></tr> </table>	Open	24956	High	24978	Low	24680	Close	24781	Change	-73	Volume(Lacs)	31095	Turnover(Rs.in Cr)	102476
Open	81770																														
High	81770																														
Low	80811																														
Close	81151																														
Change	-73																														
Volume (Lacs)	6877																														
Turnover (Rs.inCr)	6441																														
Open	24956																														
High	24978																														
Low	24680																														
Close	24781																														
Change	-73																														
Volume(Lacs)	31095																														
Turnover(Rs.in Cr)	102476																														

World Markets	Current	Previous	Pt. Chg	Var(%)
Dow	42932	43276	(344)	-0.8%
Dow Futures	43120	43177	(57)	-0.1%
Nasdaq	18540	18490	50	0.3%
FTSE	8318	8358	(40)	-0.5%
Nikkei	38399	38955	(555)	-1.4%
Hang Seng	20532	20478	53	0.3%
Gift Nifty	24814	24807	8	0.0%
Straits Singapore	3611	3615	(3)	-0.1%
South Korea	2580	2605	(25)	-1.0%
Taiwan	23403	23543	(140)	-0.6%
Shanghai	3272	3268	4	0.1%

Commodity Prices	Current	Previous	Pt. Chg	Var(%)
Copper (\$/MT)	9559	9626	(66.5)	-0.7%
Alumin (\$/MT)	2596	2612	(16.5)	-0.6%
Zinc (\$/MT)	3076	3090	(14.0)	-0.5%
Brent Crude (\$/bbl)	74.0	74.3	(0.3)	-0.4%
Gold (\$/Ounce)	2732	2720	11.7	0.4%
Silver (\$/Ounce)	34.0	33.8	0.2	0.6%
Light Crude (\$/bbl)	70.3	70.6	(0.3)	-0.4%
N G (\$/mmbtu)	2.4	2.3	0.0	1.6%
Sugar (\$/MT)	569.5	575.1	(5.6)	-1.0%
Rubber (Rs./kg)	183.5	195.0	(11.5)	-5.9%
Baltic Dry Index	1546	1576	(30.0)	-1.9%

Currency Exchange Rate	Current	Previous	Var(%)
Rs./\$ rate	84.07	84.07	0.00%
Rs./ Euro	91.19	91.17	0.03%
Rs./Chinese Yuan	11.80	11.81	-0.05%
Yen /\$ rate	150.85	150.84	0.01%
\$ US/Euro	1.08	1.08	0.01%

Dollar Index	Current	Previous	Var(%)
Dollar Index	105.26	105.28	-0.02%

Support/ Resistance Levels for Today		
	Nifty	Bank Nifty Fut
Support 1	24665	51765
Support 2	24540	51485
Resistance	24970	52490

Securities in Ban For Trade	
AARTIIND	IDFCFIRSTB
BANDHANBNK	IEX
BSOFT	LTF
CHAMBLFERT	PEL
GNFC	PNB
GRANULES	SAIL
HINDCOPPER	RBLBANK
INDIAMART	MANAPPURAM

Market Review

US: U.S. stock index futures moved little in evening deals on Monday as a rise in Treasury yields and caution before a string of major third-quarter earnings kept investors to the sidelines.

Asia: Asian indices were lower in the early trade tracking a mixed session on the Wall Street.

India: The domestic equity benchmark indices are expected to open on a muted note and remain volatile on Tuesday amid cautiousness over weak global market cues. **Market is expected to open on a flattish note and likely to witness sideways move during the day.**

Global economy: Taiwan export orders fell short of expectations for September, losing some steam ahead of the year's end as it remained buoyed by the artificial intelligence wave but ran into faltering demand from top trading partner China. Export orders last month rose 4.6% to \$53.79 billion from a year earlier, the economics ministry said. Orders for goods from Taiwan, home to tech giants such as chip manufacturer TSMC, are a bellwether of global technology demand. Taiwan's orders in September for telecommunications products were up 7.0% from the prior year, while electronic products rose 10.5% from a year earlier. But overall orders from China fell 3.6% versus a 2.6% expansion the prior month.

German producer prices fell more than expected in September, declining 1.4% year on year, due mainly to significantly lower energy prices, the federal statistics office said on Monday. Analysts polled by Reuters had expected a 1.0% decline. The main reason for the dip was lower energy prices, which were 6.6% lower in September compared with the same month last year. Mineral oil products in particular were down 14.4%. Excluding energy prices, producer prices were up 1.2%, with higher costs for capital, consumer and intermediate goods. September marked the 15th decline in a row in Germany's producer prices index, considered a key inflation indicator.

Commodities: Oil prices fell on Tuesday, paring the previous day's nearly 2% rise as the top U.S. diplomat renewed efforts to push for a ceasefire in the Middle East, and as slow demand in China, the world's top oil importer, continued to weigh on the market.

Gold prices remained steady on Tuesday after jumping to a record high in the previous session on escalating geopolitical tensions in the Middle East and uncertainties surrounding the U.S. presidential election.

Currency: The U.S. dollar clung to a two-and-half-month high on Tuesday on expectations that Federal Reserve will take a measured approach to interest rate cuts, while a close battle in the upcoming U.S. election kept investors on edge.

FII Derivative Transactions (Rs. Cr)

Contracts	Purchase		Sell		Net	Open Interest (OI)		OI (Previous day)		Change	
	Contract	Value	Contract	Value	Value	Contract	Value	Contract	Value	Contract	Value
Index Future	42322	2880	48028	3213	(333)	491802	32721	492890	32981	(1088)	(260)
Index Option	34246548	2305636	34266896	2305395	241	6997670	468791	6532702	437734	464968	31057
Stock Future	423787	33437	451955	35109	(1672)	4317770	332258	4341776	338677	(24006)	(6419)
Stock Option	960633	77862	921099	74857	3005	1134879	88209	1116246	87545	18633	664
Total	35673290	2419815	35687978	2418574	1241	12942121	921979	12483614	896937	458507	25042

FII All Activity-BBG (Rs Cr)	Buy	Sell	Net
14-Oct-24	10109	13668	(3558)
15-Oct-24	16631	18165	(1534)
16-Oct-24	15989	18553	(2564)
17-Oct-24	10357	17660	(7303)
18-Oct-24	12969	18113	(5144)
Month to date- Oct	171859	248277	(76418)
FII (Prov.) (Rs Cr)	Buy	Sell	Net
15-Oct-24	16098	17847	(1749)
16-Oct-24	14466	17902	(3436)
17-Oct-24	9721	17143	(7421)
18-Oct-24	12349	17835	(5486)
21-Oct-24	11983	14245	(2262)
Month to date-Oct	181737	264216	(82480)
DII (Prov.) (Rs. Cr)	Buy	Sell	Net
15-Oct-24	13229	11574	1655
16-Oct-24	13432	11176	2256
17-Oct-24	16817	11837	4980
18-Oct-24	13850	8635	5215
21-Oct-24	13741	10515	3226
Month to date-Oct	226152	148750	77402
FII Debt - BBG (Rs. Cr)	Buy	Sell	Net
14-Oct-24	1423	2099	(676)
15-Oct-24	2152	1477	676
16-Oct-24	1210	1600	(390)
17-Oct-24	962	1458	(496)
18-Oct-24	992	1067	(75)
Month to date- Oct	32383	35923	(3540)

Market Breadth	BSE		NSE	
	No.	%	No.	%
Advance	1102	26%	666	23%
Decline	2948	71%	2130	74%
Unchanged	125	3%	64	2%

Market Turnover	21-Oct	18-Oct	Var (%)
BSE Cash	6441	6920	-7%
NSE Cash	102476	104145	-2%
NSE Futures	166770	156388	7%
NSE Options	31817970	14143191	125%
Total (Rs.Cr)	32093657	14410645	123%

Volatility Index	21-Oct	18-Oct
Volatility Index	13.76	13.04

Index PE - TTM	21-Oct	Yr. High	Yr. Low
Sensex	23.7	26.0	21.8
Nifty	23.2	28.8	20.3

Corporate News

Epack Durable secures contract manufacturing deal from Hisense

Epack Durable announced that Hisense, a global leader in consumer electronics and home appliances, has entered into a strategic manufacturing alliance with the company. Hisense has contracted Epack Durable to setup advanced dedicated manufacturing facility in India to produce Hisense range of Appliances using their proprietary technology & designs. (BS)

Ola Electric Clears Air On Complaints, Says 99.1% Of Them Resolved

Ola Electric Mobility Ltd. has claimed that nearly all of the complaints registered with India's consumer protection authority are now resolved, even as the stock of the country's largest electric two-wheeler maker takes a beating on the stock exchanges. "The company has provided the requested information and clarifications in response to the show cause notice issued by Central Consumer Protection Authority. (BS)

Tata Steel UK inks contract for electric furnace in green steelmaking drive

Tata Steel said it has signed a contract with an Italy-headquartered metals technology multinational to deliver a state-of-the-art EAF as part of its green steelmaking drive in the UK. The Indian steel major's pact last week with Tenova for its Port Talbot site in Wales, the UK's largest steelworks, has been described as a significant milestone on the road to reducing carbon emissions by 90% a year once it is commissioned from the end of 2027. (BS)

Economy

HUDCO to lend Rs 11,000 cr for construction of Amaravati greenfield capital city

HUDCO, a navaratna central public sector enterprise, has come forward to lend Rs 11,000 cr for the construction of Amaravati greenfield capital city in Andhra Pradesh. Municipal Minister P Narayana, who was in Delhi today, met with HUDCO chief executive Sanjay Kulshrestha and explained to him about the state's government's plans for Amaravati development. (ET)

International

Target loses Oppenheimer top pick status amid increased markdowns, inventory

Target Corporation closed lower Monday after Oppenheimer ditched the discount retailer from its list of 'top picks,' citing concerns about increased promotional activity to clear excess inventory."We observed seemingly higher apparel clearance inventory at TGT and deeper markdowns (30-70%) plus an extra 20% off," analysts at Oppenheimer said in a note on Monday as it removed Target shares from 'top pick' status.(Inv)

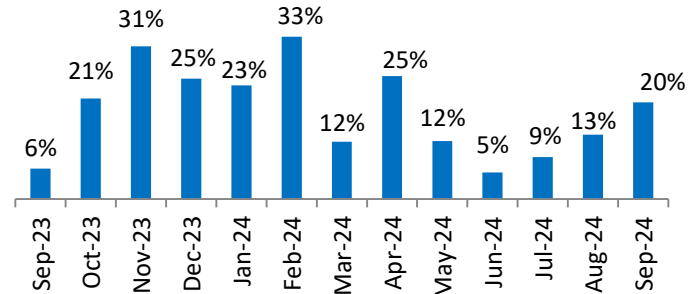
Top 5 Nifty Gainers	21-Oct	18-Oct	Var(%)
BAJAJ-AUTO	10501	10064	4.3%
HDFCBANK	1729	1682	2.8%
ASIANPAINT	3049	2992	1.9%
M&M	2998	2964	1.1%
EICHERMOT	4810	4766	0.9%
Top 5 Nifty Losers	21-Oct	18-Oct	Var(%)
TATACONSUM	1017	1093	-7.0%
KOTAKBANK	1789	1871	-4.4%
BAJAJFINSV	1758	1820	-3.4%
BPCL	332	343	-3.2%
INDUSINDBK	1308	1347	-2.9%

BSE Index Watch	Last	1 day	1 wk	1 mth	1 yr
SENSEX	81151	-0.1%	-1.0%	-4.0%	24.1%
MIDCAP	47165	-1.6%	-2.9%	-4.1%	47.9%
SMLCAP	55649	-1.5%	-1.7%	-2.5%	45.7%
AUTO	57261	0.3%	-4.3%	-4.0%	52.8%
BANKEK	59115	-0.4%	0.4%	-3.0%	20.2%
Capital Goods	70807	-1.4%	-1.7%	-3.5%	50.0%
FMCG	21999	-1.2%	-3.1%	-8.1%	17.3%
Health Care	43860	-0.9%	-1.7%	-0.6%	56.6%
IT	41833	-1.3%	-3.3%	-2.1%	31.0%
METAL	32665	-1.4%	-2.8%	2.2%	42.3%
Oil & Gas	29188	-1.7%	-3.2%	-3.1%	57.0%
Power	8199	-1.4%	-2.6%	-3.4%	83.3%
Realty	8064	-1.5%	-2.3%	-6.4%	68.8%

NSE USD Futures	21-Oct	18-Oct	Var (%)
Oct Expiry (Rs./\$)	84.21	83.97	0.3%
Nov Expiry (Rs./\$)	84.09	84.21	-0.1%
Total Turnover (Rs. Crore)	10965	11124	-1%

Sectors	TTM PE
Auto	32.36
Auto Ancillary	53.53
Banking	14.62
Engineering	42.53
Cement	80.77
Diamonds & Jewellery	53.68
Housing Finance	26.56
Infrastructure & Const	34.33
Metals-Aluminium	37.43
Metal – Steel	20.15
Oil Expl.	18.47
Pharma	11.14
Power – Gen. Supp.	47.03
Information Tech.	27.31
Sugar	22.82
Telecom Serv. Prov.	91.55
Tyres	27.81

TVS Motors Monthly Volume Growth (YoY)
(Source: Company data)



10 year G-Sec Yield	Current	Previous	Change
US	4.20%	4.20%	1 bps
Japan	0.98%	0.96%	2 bps
India	6.83%	6.82%	1 bps
UK	4.14%	4.06%	8 bps
Libor 3 Mths	4.85%	4.85%	(0) bps

Indian Eco Data	Current	Previous	Var(%)
Forex Reserve (US\$ in bn)	654	652	0.3%
Inflation - WPI	1.84%	1.31%	53 bps
Inflation - CPI	5.49%	3.65%	184 bps

India GDP Growth	Q1FY25	Q4FY24	Var(%)
Growth	6.70%	7.76%	(106)bps

Monetary Policy	Current	Previous	Change
Repo Rate	6.50%	6.50%	0 bps
Reverse Repo Rate	3.35%	3.35%	0 bps
CRR	4.50%	4.50%	0 bps
O/S Banking System Liquidity (Rs bn)	1431	1431	(0.5)

IIP Growth %	Aug-24	Aug-23	Apr-Feb
IIP	-0.1	10.9	4.3
Capital Goods	0.7	13.1	3.6
Mining	1.0	10.0	4.1
Manufacturing	-3.7	15.3	6.6
Electricity	-4.3	12.3	5.1

ADR Price Movement

Company	Price (US\$)	Volume	Previous Day Price	Volume	Variance (%)	No. of Share Per ADR	ADR Price (Rs.)	BSE Price	Variance (%)
Infosys Tech	22.20	10411855	22.51	11307580	-1.38%	1	1866.41	1852.75	0.7%
Wipro	6.61	1720549	6.69	3161148	-1.20%	1	555.72	548.10	1.4%
Dr.Reddy's	78.74	138938	79.67	145370	-1.17%	1	6619.87	6697.40	-1.2%
ICICI Bank	29.52	5480969	29.60	4249867	-0.27%	2	1240.91	1259.05	-1.4%
HDFC Bank	63.50	4999218	60.87	4073711	4.32%	3	1779.53	1728.70	2.9%

GDR's (US\$)

	Prices	Prev. Close	Change	Var %
L&T	42.70	42.90	(0.2)	-0.5%
RIL	64.40	64.40	0.0	0.0%
SBI	96.50	96.80	(0.3)	-0.3%

US Economy Data	Current	Previous
Inflation (%) (YoY)	2.40%	2.50%
Unemployment (%)	4.10%	4.20%

Interest Rate (%)	Current	Previous
Fed Rate	4.75%	5.00%

US GDP	Q2CY24	Q1CY24
Growth (QoQ Annualized)	3.00%	1.60%

China Economy Data	Current	Previous
GDP	4.60%	4.70%
Inflation – CPI (%)	0.40%	0.60%

Economic Calendar

	Date
Indian GDP Data	29 Nov
Indian Inflation Data CPI	12 Nov
Indian Inflation Data WPI	14 Nov
Indian Monetary Policy	06 Dec
India's Industrial Production (IIP)	12 Nov
US Inflation Data	13 Nov
US GDP	30 Oct
US Unemployment Data	01 Nov
US Fed Rate	08 Nov
China GDP	To be Announced
China Inflation Data	09 Nov

Event Update

Name	Date	Purpose
Caspian Corporate Services Ltd.	23/10/24	Rs.0.05 per share(5%)Final Dividend
Grovv India Ltd.	23/10/24	Bonus issue
Tips Music Ltd.	24/10/24	Rs.2.00 per share(200%)Interim Dividend
BEW Engineering Ltd.	25/10/24	Bonus issue
D.B. Corp Ltd.	25/10/24	Rs.5.00 per share(50%)Second Interim Dividend
L&T Technology Services Ltd.	25/10/24	Rs.17.00 per share(850%)Interim Dividend
LTIMindtree Ltd.	25/10/24	Rs.20.00 per share(2000%)Interim Dividend
Mayukh Dealtrade Ltd.	25/10/24	Stock Split from Rs.5/- to Re.1/-
Pocl Enterprises Ltd.	25/10/24	Stock Split from Rs.10/- to Rs.2/-
Pulz Electronics Ltd.	25/10/24	Bonus issue
Sukhjit Starch & Chemicals Ltd.	25/10/24	Stock Split from Rs.10/- to Rs.5/-
Wealth First Portfolio Managers Ltd.	25/10/24	Dividend
Allcargo Logistics Ltd.	26/10/24	Interim Dividend
Dalmia Bharat Ltd.	26/10/24	Interim Dividend

Bulk Deal As On 21/10/24

BSE					
Security Code	Security Name	Client Name	Deal	Quantity	Price
538351	AFEL	ABHI RAJESHKUMAR PATEL	S	93418	19.4
538351	AFEL	KRUNAL PRAVINBHAI PATEL	B	180000	19.4
538351	AFEL	SAVAN RAJENDRAKUMAR PATEL	B	124176	19.4
540135	ARCFIN	MULTIPLIER SHARE & STOCK ADVISORS PRIVATE LIMITED	B	2992048	1.99
539099	ATHCON	RAMESHWAR KUMAR TIWARY	S	50000	6.72
530609	CARNATIN	RUCHIRA GOYAL	B	20000	9.1
530609	CARNATIN	SAJAL KUMAR KUNDU	S	25000	9.1
538868	CSL	GREEN PEAKS ENTERPRISES LLP	S	107312	16.56
538868	CSL	GREEN PEAKS ENTERPRISES LLP	B	173635	16.57
533452	DELPHIFX	SAROJ GUPTA	S	12845	349.9
533452	DELPHIFX	SAROJ GUPTA	B	70000	315.39
542155	DGL	YOGESH JOTIRAM KALE	B	76000	5.98
543516	DHYAANITR	ASODARIYA SAMIR RAMJIBHAI	B	179200	18.24
521137	EUREKAI	CHINTAN NAYAN BHAI RAJYAGURU	B	43863	6.02
521137	EUREKAI	KENUL HEMANTKUMAR SHAH	B	50000	5.92
521137	EUREKAI	MULTIPLIER SHARE & STOCK ADVISORS PRIVATE LIMITED	S	164868	5.68
521137	EUREKAI	PANKAJ GUPTA	B	50000	5.46
521137	EUREKAI	PARDEEP GUPTA	B	45000	5.48
521137	EUREKAI	VIVEK KANDA	B	50000	5.46
521137	EUREKAI	YASHIV HOLDINGS PRIVATE LIMITED	S	150000	5.46
539041	GANVERSE	REKHA VIVEK VARMA	S	153750	50.31
539041	GANVERSE	SEENA SIMU	B	153750	50.33
544156	GCONNECT	AGRAWAL NIKUNJ	S	60000	82.26
544156	GCONNECT	DHARMAKARTASIMHASANADAKUMARAWODEYAR	B	24000	82.09
544156	GCONNECT	RAKESHKUMAR PRANLAL THAKKAR	B	48000	80.5
544156	GCONNECT	RAO CHELLAPATHI G	B	36000	78.96
530663	GOYALASS	SUNILMARKFERNANDES	B	343879	1.66
539206	GVBL	SATISH KUMAR SHARMA	S	22322	99.41
505336	HARSHLAGR	AVENUE BUSINESS CENTER PRIVATE LIMITED	S	641322	10.24
539449	IGCIL	JR SEAMLESS PRIVATE LIMITED	B	46487	16.38
539449	IGCIL	N L RUNGTA (HUF)	S	16401	16.58
539449	IGCIL	N L RUNGTA (HUF)	B	7989	15.94
540134	IISL	ARPNA DINESH LODHA	B	74954	8.49
540134	IISL	HARSHITA ASHOK KATARIA	S	41640	7.25
540134	IISL	VIVEK PARAMSAL DOSHI	S	62545	8.5
539175	INDRAIND	DHANANJAY CHOUBEY	B	52357	12.72
539175	INDRAIND	MULTIPLIER SHARE & STOCK ADVISORS PRIVATE LIMITED	B	50000	12.24
539175	INDRAIND	SETU SECURITIES PVT. LTD.	S	150000	12.56
539175	INDRAIND	SHAILESH DHAMELIYA	B	60000	12.71
512415	MERCTRD	GREEN PEAKS ENTERPRISES LLP	S	33020	74.13
512415	MERCTRD	MANJULA VINOD KOTHARI	S	49900	73.41
512415	MERCTRD	MANOJ KUMAR KANDA	S	34000	73.41
512415	MERCTRD	MULTIPLIER SHARE & STOCK ADVISORS PRIVATE LIMITED	S	73453	76.39
512415	MERCTRD	MULTIPLIER SHARE & STOCK ADVISORS PRIVATE LIMITED	B	100000	73.41

512415	MERCTRD	PARVEEN JAIN	B	107500	76
512415	MERCTRD	RAJKUMAR BABUBHAI GODHA	S	20171	76.37
512415	MERCTRD	SONIKAAGGARWAL	S	39000	73.41
544265	NEXXUS	SHERWOOD SECURITIES PVT LTD	S	49200	141.6
544265	NEXXUS	SHERWOOD SECURITIES PVT LTD	B	6000	153.61
511714	NIMBSPROJ	MULTIPLIER SHARE & STOCK ADVISORS PRIVATE LIMITED	B	91510	135.4
511714	NIMBSPROJ	PANKAJ GARG	S	55000	135.4
519479	OMEAG	VISWA PRASAD SADHANALA	S	50000	10.65
540198	OSIAJEE	ANAND KUMAR YADAV	S	89685	49.9
540198	OSIAJEE	ANAND KUMAR YADAV	B	45990	50
543637	PACE	CHIMANSHU	S	72000	40.41
543637	PACE	CHIMANSHU	B	117600	38.62
531395	PADAMCO	JASMIN PURNACHANDRA MEHTA	B	60000	147.15
531395	PADAMCO	MULTIPLIER SHARE & STOCK ADVISORS PRIVATE LIMITED	S	29100	147.15
531395	PADAMCO	MULTIPLIER SHARE & STOCK ADVISORS PRIVATE LIMITED	B	15000	147.15
531395	PADAMCO	RAJEV GUPTA	S	87542	147.15
526490	PRATIK	DEVIKA SANDEEP SHARMA	S	866895	5.75
526490	PRATIK	DIYA DIPAKBHAI THAKKAR	B	1250000	5.75
526490	PRATIK	SANDEEPRAJENDRASHARMA	S	533000	5.75
511557	PROFINC	MANSI SHARE & STOCK ADVISORS PRIVATE LIMITED	S	2000000	2.26
511557	PROFINC	MULTIPLIER SHARE & STOCK ADVISORS PRIVATE LIMITED	B	2200000	2.26
511557	PROFINC	STOCK VERTEX VENTURES	B	1096485	2.26
541601	RAJNISH	VANRAJ DADBHAI KAHOR	B	5350000	3.01
543256	RFL	KIRAN MITTAL	S	200000	20.79
543256	RFL	PAWAN KUMAR MITTAL	S	277561	20.8
516096	SANPA	MANJU GAGGAR	B	8911	304.16
540259	SHANGAR	NISHIL SHAH	B	100000	7.78
527005	SHREEPAC	KIFS ENTERPRISE	S	27944	126.71
527005	SHREEPAC	SETU SECURITIES PVT. LTD.	S	20000	126.13
527005	SHREEPAC	SETU SECURITIES PVT. LTD.	B	20000	125.8
539861	SKIL	AUTHUM INVESTMENT & INFRASTRUCTURE LIMITED	S	1438944	5.44
539861	SKIL	MAANSEE VORRA	B	1712646	5.42
539217	SRESTHA	MOCKTAIL TRADING PRIVATE LIMITED	S	11000000	0.75
540914	SRUSTEELS	7M DEVELOPERS LLP	S	356000	7.59
540914	SRUSTEELS	DESAI SANJAY MAHENDRABHAI	B	300000	6.99
540914	SRUSTEELS	MONEYPLANT GOLD & JEWELLERY TRADING L.L.C	S	3500000	6.99
540914	SRUSTEELS	SAROJ GUPTA	B	1000000	6.99
540914	SRUSTEELS	SAUMIL ARVINDBHAI BHAVNAGARI	B	575000	6.99
540914	SRUSTEELS	SRESTHA FINVEST LIMITED	S	473338	7.05
540914	SRUSTEELS	SRESTHA FINVEST LIMITED	B	1018075	7.01
540914	SRUSTEELS	VAIDIK GOEL	B	775000	6.99
540108	TIAANC	PHOOL DEVI GHOSAL	B	88642	4.5
540726	TTFL	SETU SECURITIES PVT. LTD.	B	84464	90.6
538918	VANICOM	ANITA UMESH JAISWAL	B	67019	14.26
511726	VIPULLTD	MARWADI SHARES AND FINANCE LIMITED	S	45073	33.35
511726	VIPULLTD	MARWADI SHARES AND FINANCE LIMITED	B	1000000	33.31
511726	VIPULLTD	MONEYPLANT GOLD & JEWELLERY TRADING L.L.C	S	1078254	33.31
511726	VIPULLTD	NISCHAY HOUSING PRIVATE LIMITED	S	900000	33.31
511726	VIPULLTD	ZETA GLOBAL FUNDS (OEIC) PCC LIMITED - ZETA SERIES B FUND PC	B	1000000	33.31
511018	ZMILGFN	MANSI SHARE & STOCK ADVISORS PRIVATE LIMITED	S	328436	43.15
511018	ZMILGFN	MANSI SHARE & STOCK ADVISORS PRIVATE LIMITED	B	9004	43
511018	ZMILGFN	PINKESH JAIN	S	500000	40.74

NSE

Security Code	Security Name	Client Name	Deal	Quantity	Price
ABINFRA	A B Infrabuild Limited	SHARDA SUBHASHCHANDRA BHAT	BUY	300000	89
HUBTOWN	Ackruti City Limited	LSO SUBCO NO. 2 COMPANY	SELL	537761	273.32
GICL	Globe Intl Carriers Ltd	NARESH GOEL	BUY	159000	62.27
HVAX	HVAX Technologies Limited	SANTOSH KUMAR ARJUN SINGH	BUY	22500	653.54
HVAX	HVAX Technologies Limited	SPRING VENTURES	SELL	18000	647.56
KSHITJPOL	Kshitij Poly line Limited	SHREYANS SHANTILAL SHAH	SELL	1300000	6.82
MACOBSTECH	Macobs Technologies Ltd	NISHANT KUMAR GHOSH	SELL	96000	146.55
OLIL	Oneclick Logistics Ind L	ANAND JADAVJI BHANUSHALI	SELL	24000	90.25
PRANIK	Pranik Logistics Limited	MULTIPLIER SHARE & STOCK ADVISORS PRIVATE LIMITED	BUY	112000	91.4
PRANIK	Pranik Logistics Limited	YUGA STOCKS AND COMMODITIES PRIVATE LIMITED	BUY	102400	91.4
SILINV	SIL Investments Limited	R.A.MAXX PRIVATE LIMITED	SELL	66732	833.77
SONAMLTD	SONAM LIMITED	JAYESH C. SHAH HUF	SELL	500000	79.75
SONAMLTD	SONAM LIMITED	JAYESHBHAI CHHABILDAS SHAH	SELL	300000	79.75
SONAMLTD	SONAM LIMITED	RAVINDRA BHATESING RAJPUT	BUY	500000	79.75
STYLAMIND	Stylam Industries Limited	JAGDISH RAI GUPTA	SELL	195000	2300.47
ZEELEARN	Zee Learn Limited	NIRJHAR GUPTA	SELL	1999900	9.88
ZEEMEDIA	Zee News Limited	AG DYNAMIC FUNDS LIMITED	BUY	4408454	21.96

Disclosure:

Research Reports that are published by Nirmal Bang Securities Private Limited (hereinafter referred to as "NBSPL") are for private circulation only. NBSPL is a registered Research Analyst under SEBI (Research Analyst) Regulations, 2014 having Registration no. INH000001766. NBSPL is also a registered Stock Broker with National Stock Exchange of India Limited, BSE Limited, Metropolitan Stock Exchange of India Limited, Multi Commodity Exchange of India Limited and , National Commodity and Derivative Exchange Limited in Capital Market , Equity and Commodities derivatives segments and Currency Derivatives Segment .

NBSPL has other business divisions with independent research teams separated by Chinese walls, and therefore may, at times, have different or contrary views on stocks and markets.

NBSPL or its associates have not been debarred / suspended by SEBI or any other regulatory authority for accessing / dealing in securities Market since last 20 years. NBSPL, its associates or analyst or his relatives do not hold any financial interest (Except Investment) in the subject company. NBSPL or its associates or Analyst do not have any conflict or material conflict of interest at the time of publication of the research report with the subject company. NBSPL or its associates or Analyst or his relatives may or may not hold beneficial ownership of 1% or more in the subject company at the end of the month immediately preceding the date of publication of this research report.

NBSPL or its associates / analyst has not received any compensation / managed or co-managed public offering of securities of the company covered by Analyst during the past twelve months. NBSPL or its associates have not received any compensation or other benefits from the company covered by Analyst or third party in connection with the research report. Analyst has not served as an officer, director or employee of Subject Company. NBSPL / analyst has not been engaged in market making activity of the subject company.

Analyst Certification: The research analysts and authors of these reports, hereby certify that the views expressed in this research report accurately reflects my/our personal views about the subject securities, issuers, products, sectors or industries. It is also certified that no part of the compensation of the analyst(s) was, is, or will be directly or indirectly related to the inclusion of specific recommendations or views in this research. The analyst(s) principally responsible for the preparation of this research report and has taken reasonable care to achieve and maintain independence and objectivity in making any recommendations.

Disclaimer:

The Research Report is for the personal information of the authorized recipient and does not construe to be any investment, legal or taxation advice. NBSPL is not soliciting any action based upon it. Nothing in the research report shall be construed as a solicitation to buy or sell any security or product, or to engage in or refrain from engaging in any such transaction. In preparing the research report, we did not take into account the investment objectives, financial situation and particular needs of the reader.

The research report has been prepared for the general use of the clients of NBSPL and must not be copied, either in whole or in part, or distributed or redistributed to any other person in any form. If you are not the intended recipient you must not use or disclose the information in the research report in any way. Though disseminated to all the customers simultaneously, not all customers may receive the research report at the same time. NBSPL will not treat recipients as customers by virtue of their receiving the research report. The research report is not directed or intended for distribution to or use by any person or entity resident in a state, country or any jurisdiction, where such distribution, publication, availability or use would be contrary to law, regulation or which would subject NBSPL & its group companies to registration or licensing requirements within such jurisdictions.

The report is based on the information obtained from sources believed to be reliable, but we do not make any representation or warranty that it is accurate, complete or up-to-date and it should not be relied upon as such. We accept no obligation to correct or update the information or opinions in it. NBSPL or any of its affiliates or employees shall not be in any way responsible for any loss or damage that may arise to any person from any inadvertent error in the information contained in the research report. NBSPL or any of its affiliates or employees do not provide, at any time, any express or implied warranty of any kind, regarding any matter pertaining to this report, including without limitation the implied warranties of merchantability, fitness for a particular purpose, and non-infringement. The recipients of the research report should rely on their own investigations.

This information is subject to change without any prior notice. NBSPL reserves its absolute discretion and right to make or refrain from making modifications and alterations to this statement from time to time. Nevertheless, NBSPL is committed to providing independent and transparent recommendations to its clients, and would be happy to provide information in response to specific client queries.

Before making an investment decision on the basis of research report, the reader needs to consider, with or without the assistance of an adviser, whether the advice is appropriate in light of their particular investment needs, objectives and financial circumstances. There are risks involved in securities trading. The price of securities can and does fluctuate, and an individual security may even become valueless. International investors are reminded of the additional risks inherent in international investments, such as currency fluctuations and international stock market or economic conditions, which may adversely affect the value of the investment. Opinions expressed are subject to change without any notice. Neither the company nor the director or the employees of NBSPL accept any liability whatsoever for any direct, indirect, consequential or other loss arising from any use of the research report and/or further communication in relation to the research report. Here it may be noted that neither NBSPL, nor its directors, employees, agents or representatives shall be liable for any damages whether direct or indirect, incidental, special or consequential including lost revenue or lost profit that may arise from or in connection with the use of the information contained in the research report.

Copyright of this document vests exclusively with NBSPL.

Our reports are also available on our website

Registration granted by SEBI and certification from NISM in no way guarantee performance of NBSPL or provide any assurance of returns to investors.

Nirmal Bang Research (Division of Nirmal Bang Securities Pvt. Ltd.)

B-2, 301/302, Marathon Innova,
Opp. Peninsula Corporate Park
Off. Ganpatrao Kadam Marg
Lower Parel(W), Mumbai-400013
Board No. : 91 22 6723 8000/8001
Fax. : 022 6723 8010